

COMISION ESTATAL DE GARANTIA DE ACCESO A LA INFORMACION PUBLICA(CEGAIP)

SAN LUIS POTOSI

Estado Analítico del Ejercicio del Presupuesto por Capítulo del Gasto Del 01/ene./2018 Al 30/abr./2018

Usr: Supervisor

Rep:


Ejercicio del Presupuesto		Egresos Aprobado Al 31/12/2018	Ampliaciones /(Reducciones) Al 31/12/ 2018	Egresos Modificado Al 31/12/2018	Egresos Comprometido	Egresos Devengado	Egresos Ejercido	Pagado	Subejercicio
1000	SERVICIOS PERSONALES	\$23,265,696.00	\$61,570.92	\$23,327,266.92	\$22,877,266.92	\$6,191,245.90	\$6,191,245.90	\$5,832,298.09	\$17,136,021.02
1100	REMUNERACIONES AL PERSONAL DE	\$12,173,750.00	\$61,204.58	\$12,234,954.58	\$12,234,954.58	\$3,550,014.10	\$3,550,014.10	\$3,550,014.10	\$8,684,940.48
1130	Sueldos base al personal permanente	\$12,173,750.00	\$61,204.58	\$12,234,954.58	\$12,234,954.58	\$3,550,014.10	\$3,550,014.10	\$3,550,014.10	\$8,684,940.48
1131	Sueldos base al personal permanente	\$12,173,750.00	\$61,204.58	\$12,234,954.58	\$12,234,954.58	\$3,550,014.10	\$3,550,014.10	\$3,550,014.10	\$8,684,940.48
1200	REMUNERACIONES AL PERSONAL DE	\$0.00	\$1,654,999.62	\$1,654,999.62	\$1,204,999.62	\$601,398.22	\$601,398.22	\$601,398.22	\$1,053,601.40
1210	Honorarios asimilables a salarios	\$0.00	\$1,654,999.62	\$1,654,999.62	\$1,204,999.62	\$601,398.22	\$601,398.22	\$601,398.22	\$1,053,601.40
1211	Honorarios asimilables a salarios	\$0.00	\$1,654,999.62	\$1,654,999.62	\$1,204,999.62	\$601,398.22	\$601,398.22	\$601,398.22	\$1,053,601.40
1300	REMUNERACIONES ADICIONALES Y	\$3,706,413.00	\$48,550.62	\$3,754,963.62	\$3,754,963.62	\$530,691.78	\$530,691.78	\$530,691.78	\$3,224,271.84
1310	Primas por años de servicios efectivos prestados	\$7,738.00	\$36,046.67	\$43,784.67	\$43,784.67	\$0.00	\$0.00	\$0.00	\$43,784.67
1311	Primas por años de servicios efectivos prestados	\$7,738.00	\$36,046.67	\$43,784.67	\$43,784.67	\$0.00	\$0.00	\$0.00	\$43,784.67
1320	Primas de vacaciones, dominical y gratificación de	\$3,698,675.00	\$12,503.95	\$3,711,178.95	\$3,711,178.95	\$530,691.78	\$530,691.78	\$530,691.78	\$3,180,487.17
1321	Primas de vacaciones, dominical y gratificación de	\$3,698,675.00	\$12,503.95	\$3,711,178.95	\$3,711,178.95	\$530,691.78	\$530,691.78	\$530,691.78	\$3,180,487.17
1400	SEGURIDAD SOCIAL	\$3,013,850.00	\$166,823.10	\$3,180,673.10	\$3,180,673.10	\$809,963.80	\$809,963.80	\$451,015.99	\$2,370,709.30
1410	Aportaciones de seguridad social	\$1,227,196.00	\$47,492.67	\$1,274,688.67	\$1,274,688.67	\$290,752.62	\$290,752.62	\$211,820.87	\$983,936.05
1411	Aportaciones de seguridad social	\$1,227,196.00	\$47,492.67	\$1,274,688.67	\$1,274,688.67	\$290,752.62	\$290,752.62	\$211,820.87	\$983,936.05
1420	Aportaciones a fondos de vivienda	\$791,060.00	\$838,707.83	\$838,707.83	\$838,707.83	\$231,230.48	\$231,230.48	\$106,340.26	\$607,477.35
1421	Aportaciones a fondos de vivienda	\$791,060.00	\$838,707.83	\$838,707.83	\$838,707.83	\$231,230.48	\$231,230.48	\$106,340.26	\$607,477.35
1430	Aportaciones al sistema para el retiro	\$995,594.00	\$71,682.60	\$1,067,276.60	\$1,067,276.60	\$287,980.70	\$287,980.70	\$132,854.86	\$779,295.90
1431	Aportaciones al sistema para el retiro	\$995,594.00	\$71,682.60	\$1,067,276.60	\$1,067,276.60	\$287,980.70	\$287,980.70	\$132,854.86	\$779,295.90
1500	OTRAS PRESTACIONES SOCIALES Y	\$1,945,560.00	\$192,000.00	\$2,137,560.00	\$2,137,560.00	\$603,514.00	\$603,514.00	\$603,514.00	\$1,534,046.00
1540	Prestaciones contractuales	\$1,698,960.00	\$192,000.00	\$1,890,960.00	\$1,890,960.00	\$540,814.00	\$540,814.00	\$540,814.00	\$1,350,146.00
1541	Prestaciones contractuales	\$1,698,960.00	\$192,000.00	\$1,890,960.00	\$1,890,960.00	\$540,814.00	\$540,814.00	\$540,814.00	\$1,350,146.00
1590	Otras prestaciones sociales y económicas	\$246,600.00	\$0.00	\$246,600.00	\$246,600.00	\$62,700.00	\$62,700.00	\$62,700.00	\$183,900.00
1591	Otras prestaciones sociales y económicas	\$246,600.00	\$0.00	\$246,600.00	\$246,600.00	\$62,700.00	\$62,700.00	\$62,700.00	\$183,900.00
1600	PREVISIONES	\$2,101,631.00	-\$2,101,631.00	\$0.00	\$0.00	\$0.00	\$0.00	\$0.00	\$0.00
1610	Previsiones de carácter laboral, económica y de	\$2,101,631.00	-\$2,101,631.00	\$0.00	\$0.00	\$0.00	\$0.00	\$0.00	\$0.00
1611	Previsiones de carácter laboral, económica y de	\$2,101,631.00	-\$2,101,631.00	\$0.00	\$0.00	\$0.00	\$0.00	\$0.00	\$0.00
1700	PAGO DE ESTÍMULOS A SERVIDORES	\$324,492.00	\$39,624.00	\$364,116.00	\$364,116.00	\$95,664.00	\$95,664.00	\$95,664.00	\$268,452.00
1710	Estímulos	\$324,492.00	\$39,624.00	\$364,116.00	\$364,116.00	\$95,664.00	\$95,664.00	\$95,664.00	\$268,452.00
1711	Estímulos	\$324,492.00	\$39,624.00	\$364,116.00	\$364,116.00	\$95,664.00	\$95,664.00	\$95,664.00	\$268,452.00
2000	MATERIALES Y SUMINISTROS	\$339,260.00	\$172,262.13	\$511,522.13	\$75,615.14	\$75,615.14	\$75,615.14	\$75,615.14	\$435,906.99
2100	MATERIALES DE ADMINISTRACIÓN, EMISIÓN	\$259,760.00	\$105,332.23	\$365,092.23	\$39,928.98	\$39,928.98	\$39,928.98	\$39,928.98	\$325,163.25
2110	Materiales, útiles y equipos menores de oficina	\$68,000.00	-\$1,081.18	\$66,918.82	\$21,557.60	\$21,557.60	\$21,557.60	\$21,557.60	\$45,361.22
2111	Materiales, útiles y equipos menores de oficina	\$68,000.00	-\$1,081.18	\$66,918.82	\$21,557.60	\$21,557.60	\$21,557.60	\$21,557.60	\$45,361.22
2120	Materiales y útiles de impresión y reproducción	\$30,000.00	\$0.00	\$30,000.00	\$0.00	\$0.00	\$0.00	\$0.00	\$30,000.00
2121	Materiales y útiles de impresión y reproducción	\$30,000.00	\$0.00	\$30,000.00	\$0.00	\$0.00	\$0.00	\$0.00	\$30,000.00

2140	Materiales, útiles y equipos menores de tecnologías	\$138,000.00	\$5,172.41	\$143,172.41	\$0.00	\$0.00	\$0.00	\$0.00	\$143,172.41
2141	Materiales, útiles y equipos menores de tecnologías	\$138,000.00	\$5,172.41	\$143,172.41	\$0.00	\$0.00	\$0.00	\$0.00	\$143,172.41
2150	Material impreso e información digital	\$5,760.00	\$99,336.00	\$105,096.00	\$10,846.00	\$10,846.00	\$10,846.00	\$10,846.00	\$94,250.00
2151	Material impreso e información digital	\$5,760.00	\$99,336.00	\$105,096.00	\$10,846.00	\$10,846.00	\$10,846.00	\$10,846.00	\$94,250.00
2160	Material de limpieza	\$18,000.00	\$0.00	\$18,000.00	\$5,620.38	\$5,620.38	\$5,620.38	\$5,620.38	\$12,379.62
2161	Material de limpieza	\$18,000.00	\$0.00	\$18,000.00	\$5,620.38	\$5,620.38	\$5,620.38	\$5,620.38	\$12,379.62
2180	Materiales para el registro e identificación de bienes	\$0.00	\$1,905.00	\$1,905.00	\$1,905.00	\$1,905.00	\$1,905.00	\$1,905.00	\$0.00
2181	Materiales para el registro e identificación de bienes	\$0.00	\$1,905.00	\$1,905.00	\$1,905.00	\$1,905.00	\$1,905.00	\$1,905.00	\$0.00
2200	ALIMENTOS Y UTENSILIOS	\$21,000.00	\$0.00	\$21,000.00	\$4,483.29	\$4,483.29	\$4,483.29	\$4,483.29	\$16,516.71
2210	Productos alimenticios para personas	\$20,000.00	\$0.00	\$20,000.00	\$4,483.29	\$4,483.29	\$4,483.29	\$4,483.29	\$15,516.71
2211	Productos alimenticios para personas	\$20,000.00	\$0.00	\$20,000.00	\$4,483.29	\$4,483.29	\$4,483.29	\$4,483.29	\$15,516.71
2230	Utensilios para el servicio de alimentación	\$1,000.00	\$0.00	\$1,000.00	\$0.00	\$0.00	\$0.00	\$0.00	\$1,000.00
2231	Utensilios para el servicio de alimentación	\$1,000.00	\$0.00	\$1,000.00	\$0.00	\$0.00	\$0.00	\$0.00	\$1,000.00
2400	MATERIALES Y ARTÍCULOS DE	\$1,500.00	\$9,288.88	\$10,788.88	\$6,340.60	\$6,340.60	\$6,340.60	\$6,340.60	\$4,448.28
2460	Material eléctrico y electrónico	\$1,500.00	\$9,288.88	\$10,788.88	\$6,340.60	\$6,340.60	\$6,340.60	\$6,340.60	\$4,448.28
2461	Material eléctrico y electrónico	\$1,500.00	\$9,288.88	\$10,788.88	\$6,340.60	\$6,340.60	\$6,340.60	\$6,340.60	\$4,448.28
2600	COMBUSTIBLES, LUBRICANTES Y ADITIVOS	\$50,000.00	\$26,294.21	\$76,294.21	\$5,278.15	\$5,278.15	\$5,278.15	\$5,278.15	\$71,016.06
2610	Combustibles, lubricantes y aditivos	\$50,000.00	\$26,294.21	\$76,294.21	\$5,278.15	\$5,278.15	\$5,278.15	\$5,278.15	\$71,016.06
2611	Combustibles, lubricantes y aditivos	\$50,000.00	\$26,294.21	\$76,294.21	\$5,278.15	\$5,278.15	\$5,278.15	\$5,278.15	\$71,016.06
2700	VESTUARIO, BLANCOS, PRENDAS DE	\$0.00	\$5,172.41	\$5,172.41	\$0.00	\$0.00	\$0.00	\$0.00	\$5,172.41
2710	Vestuario y uniformes	\$0.00	\$5,172.41	\$5,172.41	\$0.00	\$0.00	\$0.00	\$0.00	\$5,172.41
2711	Vestuario y uniformes	\$0.00	\$5,172.41	\$5,172.41	\$0.00	\$0.00	\$0.00	\$0.00	\$5,172.41
2900	HERRAMIENTAS, REFACCIONES Y	\$7,000.00	\$26,174.40	\$33,174.40	\$19,584.12	\$19,584.12	\$19,584.12	\$19,584.12	\$13,590.28
2920	Refacciones y accesorios menores de edificios	\$1,000.00	\$0.00	\$1,000.00	\$0.00	\$0.00	\$0.00	\$0.00	\$1,000.00
2921	Refacciones y accesorios menores de edificios	\$1,000.00	\$0.00	\$1,000.00	\$0.00	\$0.00	\$0.00	\$0.00	\$1,000.00
2930	Refacciones y accesorios menores de mobiliario y	\$0.00	\$667.00	\$667.00	\$667.00	\$667.00	\$667.00	\$667.00	\$0.00
2931	Refacciones y accesorios menores de mobiliario y	\$0.00	\$667.00	\$667.00	\$667.00	\$667.00	\$667.00	\$667.00	\$0.00
2940	Refacciones y accesorios menores de equipo de	\$3,000.00	\$14,731.54	\$17,731.54	\$16,007.40	\$16,007.40	\$16,007.40	\$16,007.40	\$1,724.14
2941	Refacciones y accesorios menores de equipo de	\$3,000.00	\$14,731.54	\$17,731.54	\$16,007.40	\$16,007.40	\$16,007.40	\$16,007.40	\$1,724.14
2960	Refacciones y accesorios menores de equipo de	\$3,000.00	\$10,775.86	\$13,775.86	\$2,909.72	\$2,909.72	\$2,909.72	\$2,909.72	\$10,866.14
2961	Refacciones y accesorios menores de equipo de	\$3,000.00	\$10,775.86	\$13,775.86	\$2,909.72	\$2,909.72	\$2,909.72	\$2,909.72	\$10,866.14
3000	SERVICIOS GENERALES	\$1,727,108.00	\$2,687,502.90	\$4,414,610.90	\$687,339.18	\$687,339.18	\$687,339.18	\$604,255.29	\$3,727,271.72
3100	SERVICIOS BÁSICOS	\$155,830.00	\$33,755.21	\$189,585.21	\$54,440.52	\$54,440.52	\$54,440.52	\$54,440.52	\$135,144.69
3110	Energía eléctrica	\$18,330.00	\$0.00	\$18,330.00	\$4,675.00	\$4,675.00	\$4,675.00	\$4,675.00	\$13,655.00
3111	Energía eléctrica	\$18,330.00	\$0.00	\$18,330.00	\$4,675.00	\$4,675.00	\$4,675.00	\$4,675.00	\$13,655.00
3130	Agua	\$5,000.00	\$0.00	\$5,000.00	\$1,754.00	\$1,754.00	\$1,754.00	\$1,754.00	\$3,246.00
3131	Agua	\$5,000.00	\$0.00	\$5,000.00	\$1,754.00	\$1,754.00	\$1,754.00	\$1,754.00	\$3,246.00
3140	Telefonía tradicional	\$60,500.00	\$3,095.00	\$63,595.00	\$18,457.00	\$18,457.00	\$18,457.00	\$18,457.00	\$45,138.00
3141	Telefonía tradicional	\$60,500.00	\$3,095.00	\$63,595.00	\$18,457.00	\$18,457.00	\$18,457.00	\$18,457.00	\$45,138.00
3170	Servicios de acceso de Internet, redes y	\$2,500.00	\$25,862.07	\$28,362.07	\$883.06	\$883.06	\$883.06	\$883.06	\$27,479.01
3171	Servicios de acceso de Internet, redes y	\$2,500.00	\$25,862.07	\$28,362.07	\$883.06	\$883.06	\$883.06	\$883.06	\$27,479.01
3180	Servicios postales y telegráficos	\$69,500.00	\$4,798.14	\$74,298.14	\$28,671.46	\$28,671.46	\$28,671.46	\$28,671.46	\$45,626.68
3181	Servicios postales y telegráficos	\$69,500.00	\$4,798.14	\$74,298.14	\$28,671.46	\$28,671.46	\$28,671.46	\$28,671.46	\$45,626.68
3200	SERVICIOS DE ARRENDAMIENTO	\$578,922.00	-\$70,414.40	\$508,507.60	\$198,763.56	\$198,763.56	\$198,763.56	\$149,072.67	\$309,744.04
3220	Arrendamiento de edificios	\$578,922.00	-\$70,414.40	\$508,507.60	\$198,763.56	\$198,763.56	\$198,763.56	\$149,072.67	\$309,744.04
3221	Arrendamiento de edificios	\$578,922.00	-\$70,414.40	\$508,507.60	\$198,763.56	\$198,763.56	\$198,763.56	\$149,072.67	\$309,744.04


3300	SERVICIOS PROFESIONALES, CIENTÍFICOS,	\$30,906.00	\$896,177.86	\$927,083.86	\$26,589.05	\$26,589.05	\$26,589.05	\$26,589.05	\$900,494.81
3310	Servicios legales, de contabilidad, auditoría y	\$0.00	\$52,780.00	\$52,780.00	\$0.00	\$0.00	\$0.00	\$0.00	\$52,780.00
3311	Servicios legales, de contabilidad, auditoría y	\$0.00	\$52,780.00	\$52,780.00	\$0.00	\$0.00	\$0.00	\$0.00	\$52,780.00
3330	Servicios de consultoría administrativa, procesos,	\$0.00	\$462,931.03	\$462,931.03	\$0.00	\$0.00	\$0.00	\$0.00	\$462,931.03
3331	Servicios de consultoría administrativa, procesos,	\$0.00	\$462,931.03	\$462,931.03	\$0.00	\$0.00	\$0.00	\$0.00	\$462,931.03
3340	Servicios de capacitación	\$0.00	\$278,713.05	\$278,713.05	\$0.00	\$0.00	\$0.00	\$0.00	\$278,713.05
3341	Servicios de capacitación	\$0.00	\$278,713.05	\$278,713.05	\$0.00	\$0.00	\$0.00	\$0.00	\$278,713.05
3360	Servicios de apoyo administrativo, traducción,	\$26,000.00	\$2,160.48	\$28,160.48	\$10,892.63	\$10,892.63	\$10,892.63	\$10,892.63	\$17,267.85
3361	Servicios de apoyo administrativo, fotocopiado e	\$26,000.00	\$2,160.48	\$28,160.48	\$10,892.63	\$10,892.63	\$10,892.63	\$10,892.63	\$17,267.85
3370	Servicios de protección y seguridad	\$0.00	\$974.40	\$974.40	\$974.40	\$974.40	\$974.40	\$974.40	\$0.00
3371	Servicios de protección y seguridad	\$0.00	\$974.40	\$974.40	\$974.40	\$974.40	\$974.40	\$974.40	\$0.00
3380	Servicios de vigilancia	\$4,906.00	\$12,412.00	\$17,318.00	\$14,722.02	\$14,722.02	\$14,722.02	\$14,722.02	\$2,595.98
3381	Servicios de vigilancia	\$4,906.00	\$12,412.00	\$17,318.00	\$14,722.02	\$14,722.02	\$14,722.02	\$14,722.02	\$2,595.98
3390	Servicios profesionales, científicos y técnicos	\$0.00	\$86,206.90	\$86,206.90	\$0.00	\$0.00	\$0.00	\$0.00	\$86,206.90
3391	Servicios profesionales, científicos y técnicos	\$0.00	\$86,206.90	\$86,206.90	\$0.00	\$0.00	\$0.00	\$0.00	\$86,206.90
3400	SERVICIOS FINANCIEROS, BANCARIOS Y	\$38,700.00	\$17,152.97	\$55,852.97	\$19,732.90	\$19,732.90	\$19,732.90	\$19,732.90	\$36,120.07
3410	Servicios financieros y bancarios	\$0.00	\$5,084.00	\$5,084.00	\$5,073.10	\$5,073.10	\$5,073.10	\$5,073.10	\$10.90
3411	Servicios financieros y bancarios	\$0.00	\$5,084.00	\$5,084.00	\$5,073.10	\$5,073.10	\$5,073.10	\$5,073.10	\$10.90
3450	Seguro de bienes patrimoniales	\$38,700.00	\$12,068.97	\$50,768.97	\$14,659.80	\$14,659.80	\$14,659.80	\$14,659.80	\$36,109.17
3451	Seguro de bienes patrimoniales	\$38,700.00	\$12,068.97	\$50,768.97	\$14,659.80	\$14,659.80	\$14,659.80	\$14,659.80	\$36,109.17
3500	SERVICIOS DE INSTALACIÓN, REPARACIÓN,	\$20,000.00	\$188,574.39	\$208,574.39	\$96,460.52	\$96,460.52	\$96,460.52	\$96,460.52	\$112,113.87
3510	Conservación y mantenimiento menor de inmuebles	\$0.00	\$175,566.80	\$175,566.80	\$87,783.39	\$87,783.39	\$87,783.39	\$87,783.39	\$87,783.41
3511	Conservación y mantenimiento menor de inmuebles	\$0.00	\$175,566.80	\$175,566.80	\$87,783.39	\$87,783.39	\$87,783.39	\$87,783.39	\$87,783.41
3520	Instalación, reparación y mantenimiento de	\$0.00	\$680.00	\$680.00	\$680.00	\$680.00	\$680.00	\$680.00	\$0.00
3521	Instalación, reparación y mantenimiento de	\$0.00	\$680.00	\$680.00	\$680.00	\$680.00	\$680.00	\$680.00	\$0.00
3550	Reparación y mantenimiento de equipo de	\$20,000.00	\$12,327.59	\$32,327.59	\$7,997.13	\$7,997.13	\$7,997.13	\$7,997.13	\$24,330.46
3551	Reparación y mantenimiento de equipo de	\$20,000.00	\$12,327.59	\$32,327.59	\$7,997.13	\$7,997.13	\$7,997.13	\$7,997.13	\$24,330.46
3600	SERVICIOS DE COMUNICACIÓN SOCIAL Y	\$25,000.00	\$43,103.45	\$68,103.45	\$13,792.40	\$13,792.40	\$13,792.40	\$13,792.40	\$54,311.05
3610	Difusión por radio, televisión y otros medios de	\$25,000.00	\$43,103.45	\$68,103.45	\$13,792.40	\$13,792.40	\$13,792.40	\$13,792.40	\$54,311.05
3611	Difusión por radio, televisión y otros medios de	\$25,000.00	\$43,103.45	\$68,103.45	\$13,792.40	\$13,792.40	\$13,792.40	\$13,792.40	\$54,311.05
3700	SERVICIOS DE TRASLADOS Y VIÁTICOS	\$458,400.00	\$1,194,536.60	\$1,652,936.60	\$108,369.36	\$108,369.36	\$108,369.36	\$108,369.36	\$1,544,567.24
3710	Pasajes aéreos	\$120,000.00	\$0.00	\$120,000.00	\$18,632.93	\$18,632.93	\$18,632.93	\$18,632.93	\$101,367.07
3711	Pasajes aéreos	\$120,000.00	\$0.00	\$120,000.00	\$18,632.93	\$18,632.93	\$18,632.93	\$18,632.93	\$101,367.07
3720	Pasajes terrestres	\$90,000.00	\$910.00	\$90,910.00	\$22,416.32	\$22,416.32	\$22,416.32	\$22,416.32	\$68,493.68
3721	Pasajes terrestres	\$90,000.00	\$910.00	\$90,910.00	\$22,416.32	\$22,416.32	\$22,416.32	\$22,416.32	\$68,493.68
3750	Viáticos en el país	\$240,000.00	\$1,193,626.60	\$1,433,626.60	\$66,032.61	\$66,032.61	\$66,032.61	\$66,032.61	\$1,367,593.99
3751	Viáticos en el país	\$240,000.00	\$1,193,626.60	\$1,433,626.60	\$66,032.61	\$66,032.61	\$66,032.61	\$66,032.61	\$1,367,593.99
3790	Otros servicios de traslado y hospedaje	\$8,400.00	\$0.00	\$8,400.00	\$1,287.50	\$1,287.50	\$1,287.50	\$1,287.50	\$7,112.50
3791	Otros servicios de traslado y hospedaje	\$8,400.00	\$0.00	\$8,400.00	\$1,287.50	\$1,287.50	\$1,287.50	\$1,287.50	\$7,112.50
3800	SERVICIOS OFICIALES	\$160,000.00	\$194,285.48	\$354,285.48	\$24,652.29	\$24,652.29	\$24,652.29	\$24,652.29	\$329,633.19
3830	Congresos y convenciones	\$160,000.00	\$181,805.48	\$341,805.48	\$12,172.29	\$12,172.29	\$12,172.29	\$12,172.29	\$329,633.19
3831	Congresos y convenciones	\$160,000.00	\$181,805.48	\$341,805.48	\$12,172.29	\$12,172.29	\$12,172.29	\$12,172.29	\$329,633.19
3850	Gastos de representación	\$0.00	\$12,480.00	\$12,480.00	\$12,480.00	\$12,480.00	\$12,480.00	\$12,480.00	\$0.00
3851	Gastos de representación	\$0.00	\$12,480.00	\$12,480.00	\$12,480.00	\$12,480.00	\$12,480.00	\$12,480.00	\$0.00
3900	OTROS SERVICIOS GENERALES	\$259,350.00	\$190,331.34	\$449,681.34	\$144,538.58	\$144,538.58	\$144,538.58	\$111,145.58	\$305,142.76
3920	Impuestos y derechos	\$9,350.00	\$0.00	\$9,350.00	\$6,084.00	\$6,084.00	\$6,084.00	\$6,084.00	\$3,266.00

3921	Impuestos y derechos	\$9,350.00	\$0.00	\$9,350.00	\$6,084.00	\$6,084.00	\$6,084.00	\$6,084.00	\$3,266.00
3980	Impuesto sobre nóminas y otros que se deriven de	\$250,000.00	\$0.00	\$250,000.00	\$134,513.00	\$134,513.00	\$134,513.00	\$101,120.00	\$115,487.00
3981	Impuesto sobre nóminas y otros que se deriven de	\$250,000.00	\$0.00	\$250,000.00	\$134,513.00	\$134,513.00	\$134,513.00	\$101,120.00	\$115,487.00
3990	Otros servicios generales	\$0.00	\$190,331.34	\$190,331.34	\$3,941.58	\$3,941.58	\$3,941.58	\$3,941.58	\$186,389.76
3991	Otros servicios generales	\$0.00	\$190,331.34	\$190,331.34	\$3,941.58	\$3,941.58	\$3,941.58	\$3,941.58	\$186,389.76
5000	BIENES MUEBLES, INMUEBLES E	\$0.00	\$289,319.82	\$289,319.82	\$12,154.48	\$12,154.48	\$12,154.48	\$12,154.48	\$277,165.34
5100	MOBILIARIO Y EQUIPO DE ADMINISTRACIÓN	\$0.00	\$25,957.74	\$25,957.74	\$12,154.48	\$12,154.48	\$12,154.48	\$12,154.48	\$13,803.26
5150	Equipo de cómputo y de tecnologías de la	\$0.00	\$25,957.74	\$25,957.74	\$12,154.48	\$12,154.48	\$12,154.48	\$12,154.48	\$13,803.26
5151	Equipo de cómputo y de tecnología de la	\$0.00	\$25,957.74	\$25,957.74	\$12,154.48	\$12,154.48	\$12,154.48	\$12,154.48	\$13,803.26
5400	VEHÍCULOS Y EQUIPO DE TRANSPORTE	\$0.00	\$258,620.70	\$258,620.70	\$0.00	\$0.00	\$0.00	\$0.00	\$258,620.70
5410	Vehículos y equipo terrestre	\$0.00	\$258,620.70	\$258,620.70	\$0.00	\$0.00	\$0.00	\$0.00	\$258,620.70
5411	Vehículos y equipo terrestre	\$0.00	\$258,620.70	\$258,620.70	\$0.00	\$0.00	\$0.00	\$0.00	\$258,620.70
5600	MAQUINARIA, OTROS EQUIPOS Y	\$0.00	\$4,741.38	\$4,741.38	\$0.00	\$0.00	\$0.00	\$0.00	\$4,741.38
5640	Sistemas de aire acondicionado, calefacción y de	\$0.00	\$4,741.38	\$4,741.38	\$0.00	\$0.00	\$0.00	\$0.00	\$4,741.38
5641	Sistemas de aire acondicionado, calefacción y de	\$0.00	\$4,741.38	\$4,741.38	\$0.00	\$0.00	\$0.00	\$0.00	\$4,741.38
Total		\$25,332,064.00	\$3,210,655.77	\$28,542,719.77	\$23,652,375.72	\$6,966,354.70	\$6,966,354.70	\$6,524,323.00	\$21,576,365.07


BAJO PROTESTA DE DECIR VERDAD DECLARAMOS QUE LOS ESTADOS FINANCIEROS Y SUS NOTAS, SON RAZONABLEMENTE CORRECTOS Y SON RESPONSABILIDAD DEL EMISOR.




MTRO. ALEJANDRO LAFUENTE TORRES
COMISIONADO PRESIDENTE



C.P. ANAHI GUADALUPE CARDENAS JACOBO
CONTADOR



C.P. AMELIA SALAZAR GONZALEZ
DIRECTORA DE ADMINISTRACIÓN Y FINANZAS



C.P. MAYRA MARTÍNEZ MARTÍNEZ
CONTADOR